



TAI-SAW TECHNOLOGY CO., LTD.

No. 3, Industrial 2nd Rd., Ping-Chen Industrial District,
Taoyuan, 324, Taiwan, R.O.C.

TEL: 886-3-4690038 FAX: 886-3-4697532

E-mail: tstsales@mail.taisaw.com Web: www.taisaw.com

Product Specifications Approval Sheet

Product Description: 822.5MHz 13.5MHz BW SMD 5.0 x 5.0 mm SAW IF Filter

TST Parts No.: TB1304A

Customer Parts No.: _____

Customer signature required
Company: _____
Division: _____
Approved by : _____
Date: _____

Checked by: _____ Kazuma Lee *Kazuma Lee*

Approval by: _____ Andy Yu *Andy Yu*

Date: _____ 08 / 02 / 2018

1. Customer signed back is required before TST can proceed with sample build and receive orders.
2. Orders received without customer signed back will be regarded as agreement on the specifications.
3. Any specifications changes must be approved upon by both parties and a new revision of specifications shall be released to reflect the changes.

IF SAW Filter 822.5MHz SMD 5.0X5.0mm

MODEL NO.: TB1304A

REV. NO.1

A. MAXIMUM RATING:

1. 1. Operating temperature range: -20°C to 70°C
2. Storage temperature range: -40°C to 85°C
3. Input Power Level : 10 dBm
4. Maximum DC Voltage : 10V
5. Moisture Sensitivity Level: Level 1(MSL1)

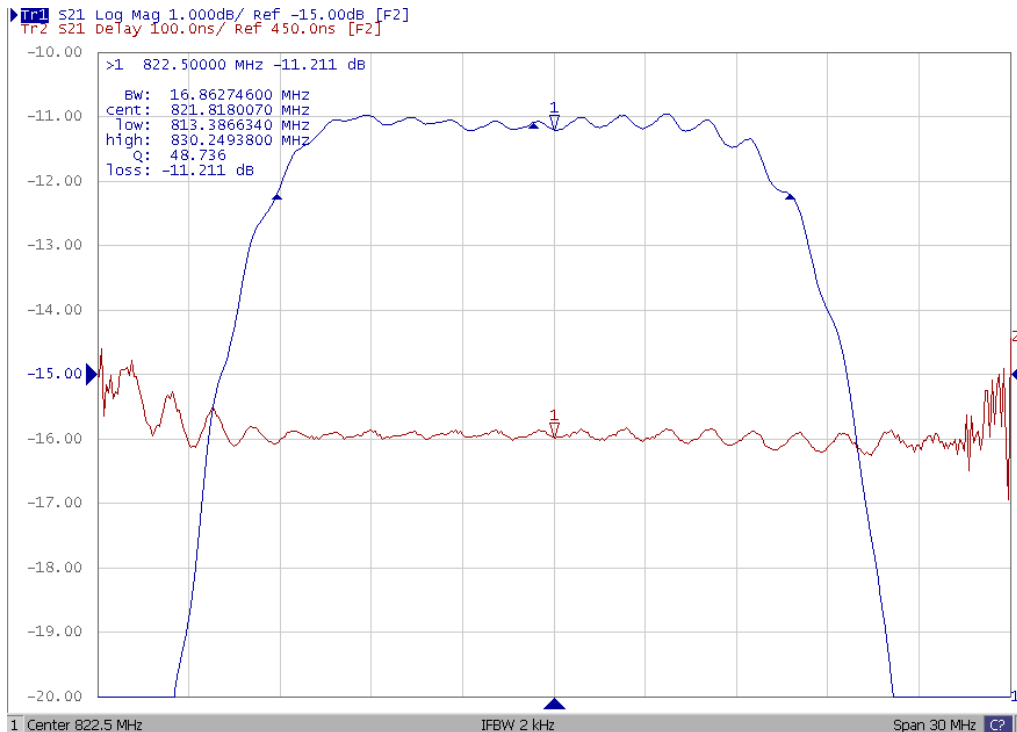
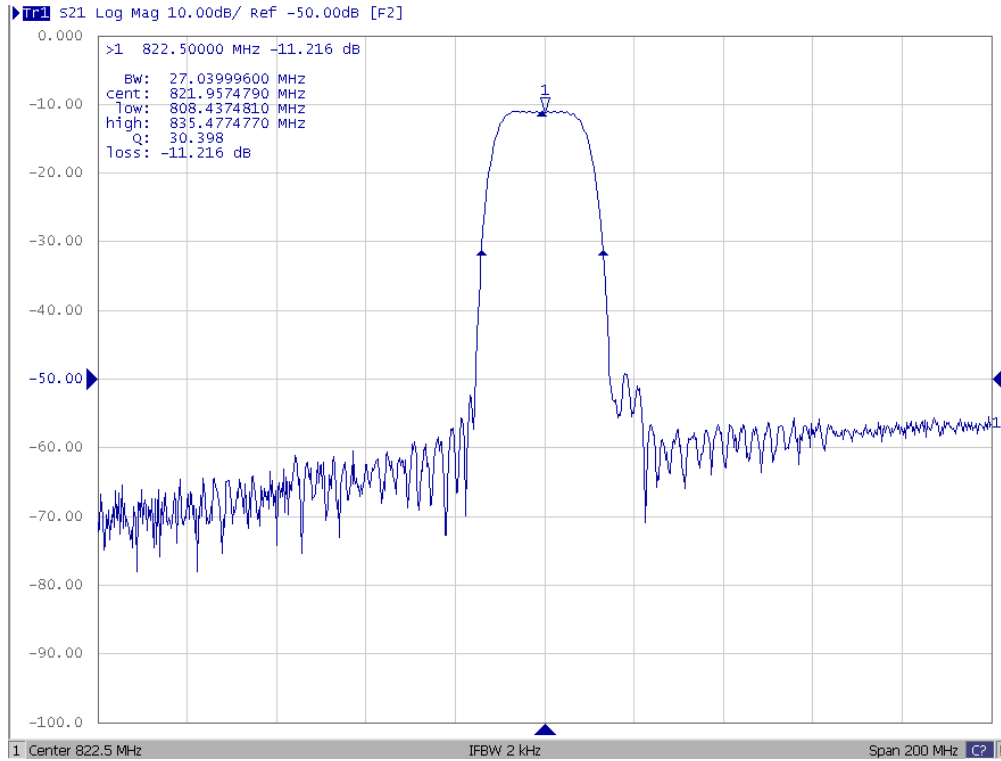
 RoHS Compliant
 Lead free
 Lead-free soldering

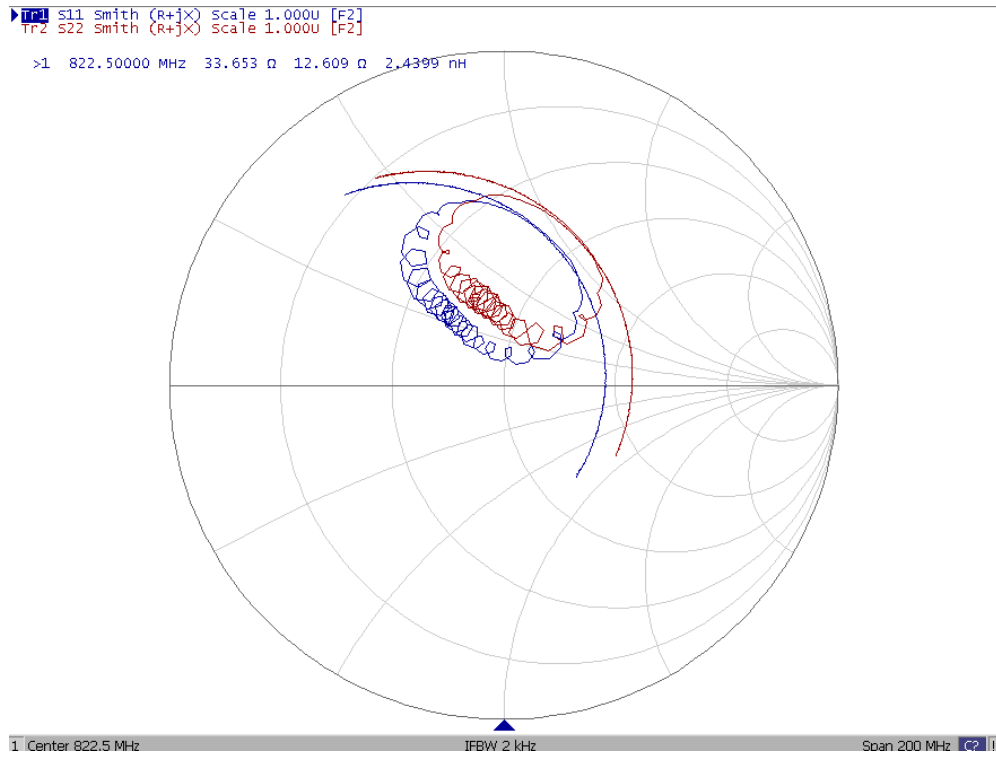
Electrostatic Sensitive Device
B. CHARACTERISTICS:

1. Ambient Temperature: 25 °C

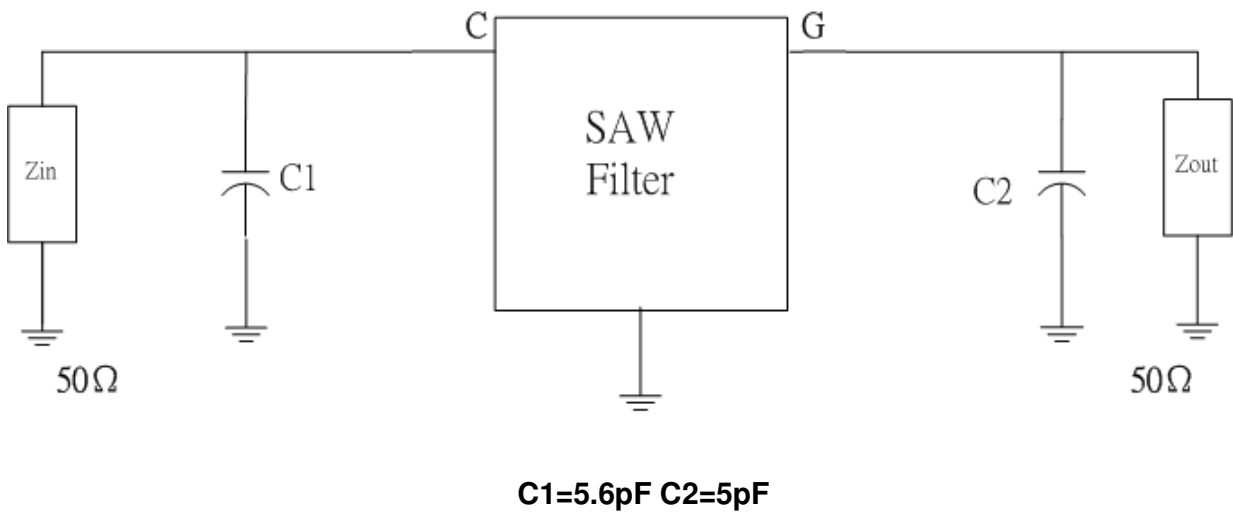
Characteristics		Value		
		Min.	Typ.	Max.
Center frequency	MHz	-	822.5	-
Maximum Insertion loss I.L.	dB	-	11.2	14.0
1dB Band Width	MHz	13.5	16.8	-
20dB Band Width	MHz	-	27.0	-
40dB Band Width	MHz	-	30.5	-
Passband Ripple at $F_C \pm 6.75$ MHz	dB	-	0.8	1.0
Absolute Group Delay	usec	-	0.36	0.8
Single Input Impedance	Ohm	-	50	-
Single Output Impedance	Ohm	-	50	-
Temperature Coefficient	ppm/°C	-	-23	-

C. FREQUENCY CHARACTERISTICS:

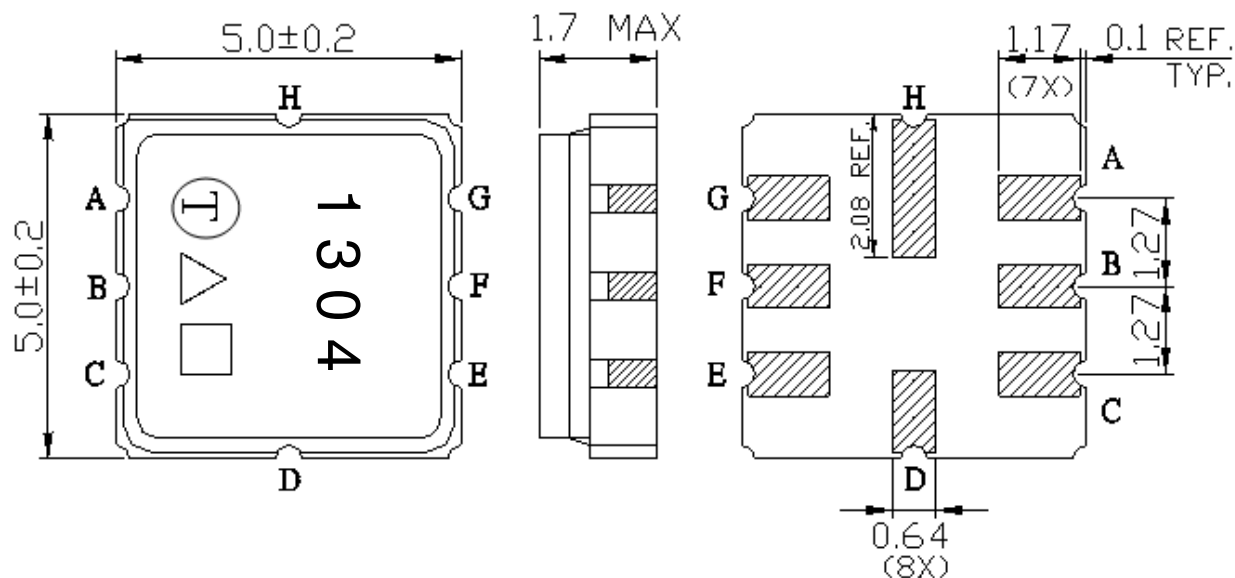




D. MATCHING CIRCUIT:



E. OUTLINE DRAWING:



#C: Input

#G: Output

Others: Ground

□: Week Code

Unit: mm

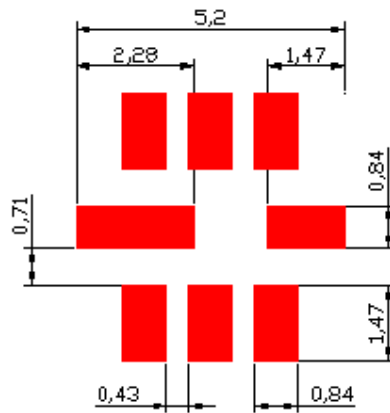
△ : Product / Year Code

Year	2013 2017	2014 2018	2015 2019	2016 2020
Product Code	B	b	<u>B</u>	<u>b</u>

Week Code Table

WK01	WK02	WK03	WK04	WK05	WK06	WK07	WK08	WK09	WK10	WK11	WK12	WK13
A	B	C	D	E	F	G	H	I	J	K	L	M
WK14	WK15	WK16	WK17	WK18	WK19	WK20	WK21	WK22	WK23	WK24	WK25	WK26
N	O	P	Q	R	S	T	U	V	W	X	Y	Z
WK27	WK28	WK29	WK30	WK31	WK32	WK33	WK34	WK35	WK36	WK37	WK38	WK39
a	b	c	d	e	f	g	h	i	j	k	l	m
WK40	WK41	WK42	WK43	WK44	WK45	WK46	WK47	WK48	WK49	WK50	WK51	WK52
n	o	p	q	r	s	t	u	v	w	x	y	z

F. PCB FOOTPRINT:



G. PACKING:

1. REEL DIMENSION

(Please refer to FR-75D10 for packing quantity and FR-75M03 for MSL)

